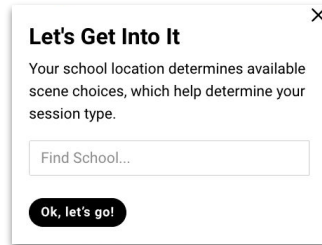


# How to Book a Senior Roadshow Appointment

1. Visit [www.cady.com/schedule](http://www.cady.com/schedule) and review the information about Senior Photography with CADY
2. Click **Schedule Now** at the bottom of the page

3. Type your school's name and then click **Ok, let's go!**

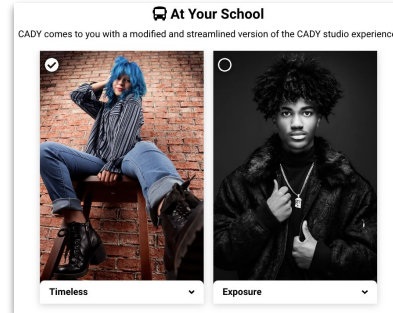


Let's Get Into It

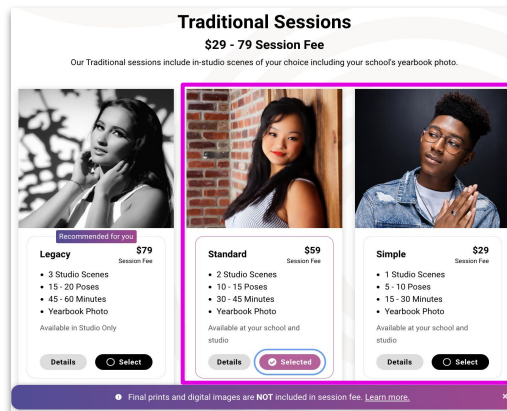
Your school location determines available scene choices, which help determine your session type.

**Ok, let's go!**

4. On the **"Pick your favorite scenes and We'll match you with your session type!"** page, scroll down to the bottom and select one or two of the **At Your School** options then click **Continue to Sessions**



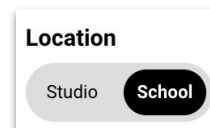
5. Scroll to the **BOTTOM** of the **"Choose Your Senior Photo Session Experience"** page and select a **Traditional Session type:**  
**Standard (\$59)**  
**Simple (\$29)**  
then click **Continue to Finalize**



6. On the **"Finalize Your Photo Session"** page, verify that you have only selected **Timeless** and/or **Exposure** scenes then click **Continue to Options**

7. Make selections for **Retouching & Extra Proofs** then click **Continue to Schedule**

8. Finally, on the **"Schedule Your Photo Session"** page, select **"School"** as your **Location** and choose an appointment date/time, then click **Continue to Checkout**



Location

Studio **School**

9. In the final steps, you will create an account and pay your session fee. Your confirmation will be displayed on screen and sent by email